

Ground and Flight Testing of Non-Chrome Paint Systems; Part 1– Acceleration Factors

W.H. Abbott

Battelle-Columbus

Air Force Corrosion Managers Conference

Robins AFB, GA.

16-18 August 2011

Basis of Study


- Provide Supporting Data on Performance of Wide Range of Non-Chrome or Reduced Chrome Paint Stackups for Decisions Regarding Chrome Elimination
- Evaluate Wide Range of Chemical Stresses/Threats To Coatings
- Emphasis on Corrosion In Severe Ground and Flight Environments – **Field Data**
- Evaluate Significance of A Severe Ground Exposure to Flight; i.e. **Acceleration Factors (This Briefing)**
- Accelerated Laboratory Corrosion Tests Do Not Match Field and May Give Total Reversals of Performance

Field, 1 Yr; Poor NC Primers

- ASTM B117
- GM9540
- G2



KC135 Wing Skin



2024 T3 Al

Overview

- A Large Flight and Ground Exposure Study Is Being Conducted To Evaluate Non-Chrome Paint Stackups In Comparison To Standard Chromated Systems
- The Emphasis is **Corrosion** as Produced By a Variety of Physical, Chemical, and Biological Stresses
 - Atmospheric/Coastal/Daytona Beach – This Briefing
 - Flight on OML of military aircraft – This Briefing
 - Fungal
 - Decon Solutions
 - Biocides
 - Urine
 - Wash Intervals
 - Wash Intervals + Biocides

Scope and Approach In Study

- >60 Paint Systems Under Evaluation on Ground At Battelle's Daytona Beach Exposure Site
 - Mix and match pretreatments, primers, and topcoats
 - Painted and Scribed **Corrosion Sensors** (Electrical/Quantitative)
 - Painted and Scribed 2024 T3 **Aluminum Panels** (Visual/Subjective)
 - Painted and Scribed **Galvanic Couples** (Steel/Al) (Visual/Subjective)
- 9 Paint Systems Being Flown on Painted and Scribed Corrosion Sensors On Upper Fuselage of 42 Aircraft (Initiated by OSD)
 - C130
 - C5
 - HC144

Examples of Ground and Flight



Daytona Test Rack @ 50 Meters
(1 of 3 in use; ESI Steel =
165,000 microgm/cm2/yr.




Galvanic Samples; 1 Year; Ground



Panel with 6 sensors on C130; Upper Fuselage

Quantitative/
Objective




Visual/
Subjective

Typical sensor and Panel

Examples of Appearance of Field Samples



Best NC/NC Coating
4+ Years; 2024 Al




Typical Chromate Coating
4+ Years; 2024 Al



Poor NC Coating
<1 Year; 2024 Al



Galvanic Test Samples
< 1 Year; 2024 Al/Steel

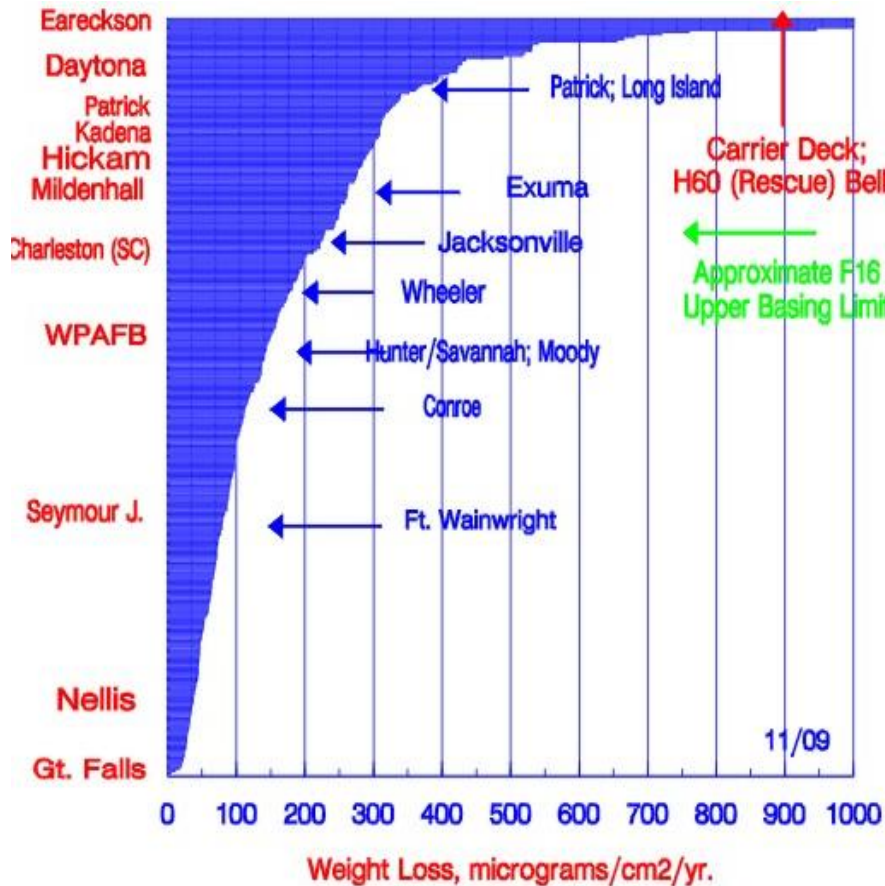


Galvanic with Poor
NC Coating; < 1 Year



KC135 Wing Skin
2+ Years; C/C and NC Coatings

Current Fleet Basing vs Worldwide Environmental Severity Index (ESI) Distribution



Ground ESI
This Study

C130 Basing
90 -95%
80-85%
50-60%

C5
Basing
90-95%
70-75%
50-55%






Current Basing of 3
Fleets In Relation to
ESI Values

Ground Severity = Accelerated Exposure vs. Most of US Military Land Basing

Paint Stackups For Flight and Ground Evaluations – 2007 and 2009 Start

2009 Long Term Start; Ground and C130, C5, HC144

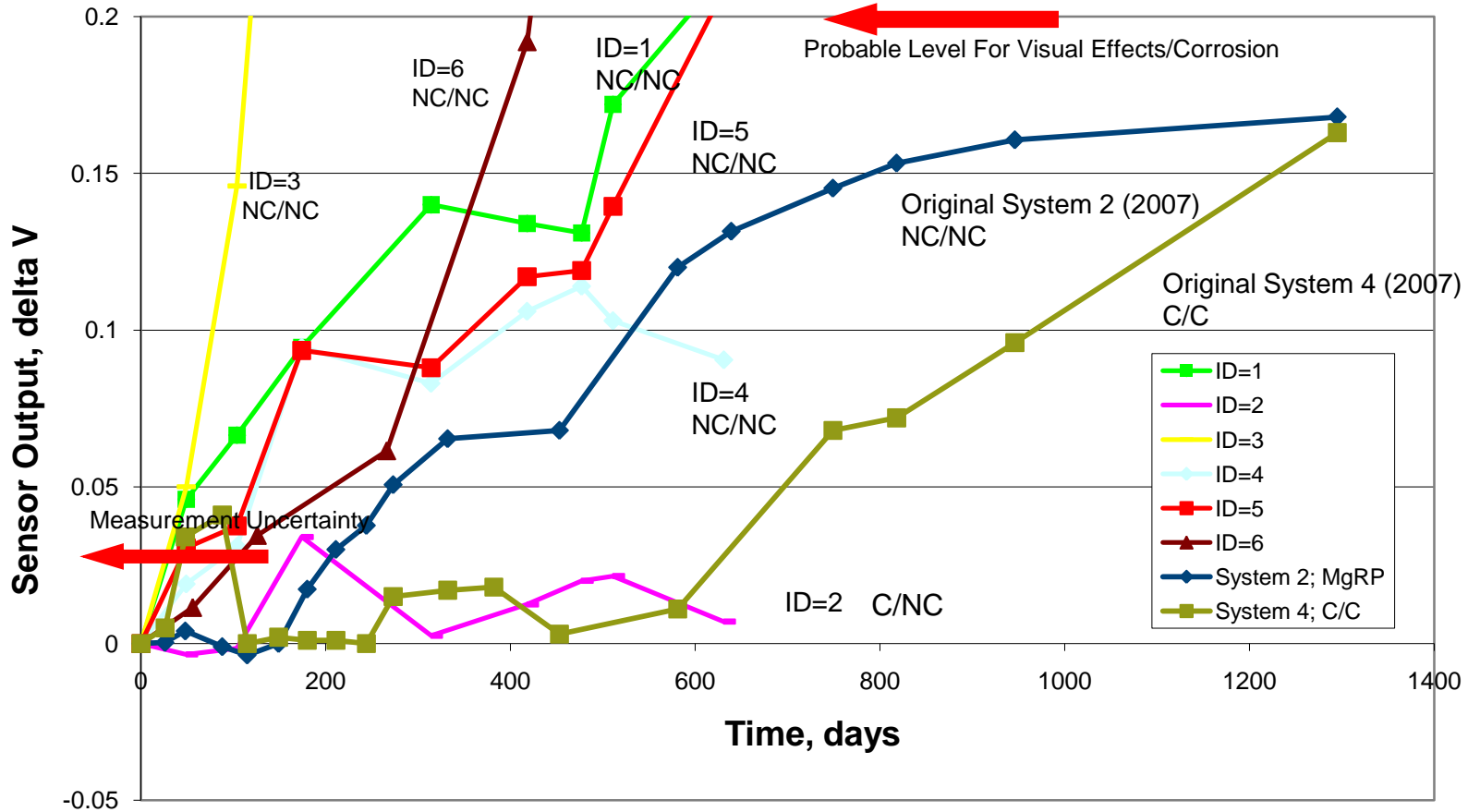
- ID=1 Alumigold / 44GN098 (DEFT) / 99GY001 (DEFT)
- ID=2 Alumigold / AE2100 (XP406-110) ANAC / 99GY001 (DEFT)
- ID=3 Alodine 5700 / 02GN084 (DEFT) / 99GY001 (DEFT)
- ID=4 Alodine 5700 / 16708TEP (Hentzen) / 99GY001 (DEFT)
- ID=5 Prekote / Sicopoxy 577-630 (ANAC) / 99GY001 (DEFT) C130 only
- ID=5 Prekote / 02Y040B (DEFT) / 99GY001 (DEFT) C5 only
- ID=6 DEFT 1015/3021 / 02GN093 (DEFT) / 99GY001 (DEFT) C130 ,HC144 only
- ID= 6a Prekote / 02Y040B (DEFT) / PPG Desothane HS Half of C5s only
- ID = 6b Prekote / 02Y040B (DEFT) / AE5000 (ANAC) Half of C5s only

	MIL-PRF-85285 Ty IV
	MIL-PRF-85285 Ty I
	MIL-PRF-23377 CI C2
	MIL-PRF-23377 CI N
	MIL-PRF-85582 CI N
	MIL-DTL-81706

2007 Long Term Start – Ground and flight (H60/P3/AH64A)

- ID=7 Alodine 1200S / 02GN083 (DEFT) / 99GY001 (DEFT)
- ID=8 Prekote / AE2100 (first generation) / AE5000 (ANAC) Old System 2
- ID=9 Prekote / 02Y-040 (DEFT) / 03GY310 (DEFT) Old System 3
- ID=10 MIL-C-5541 / 02Y040 (DEFT) / 03GY310 (DEFT) Old System 4
- ID=11 Alodine 5200 / Sicopoxy / 03GY310 (DEFT)
- ID=12 Prekote / Americoat 3351 / 03GY310 (DEFT)

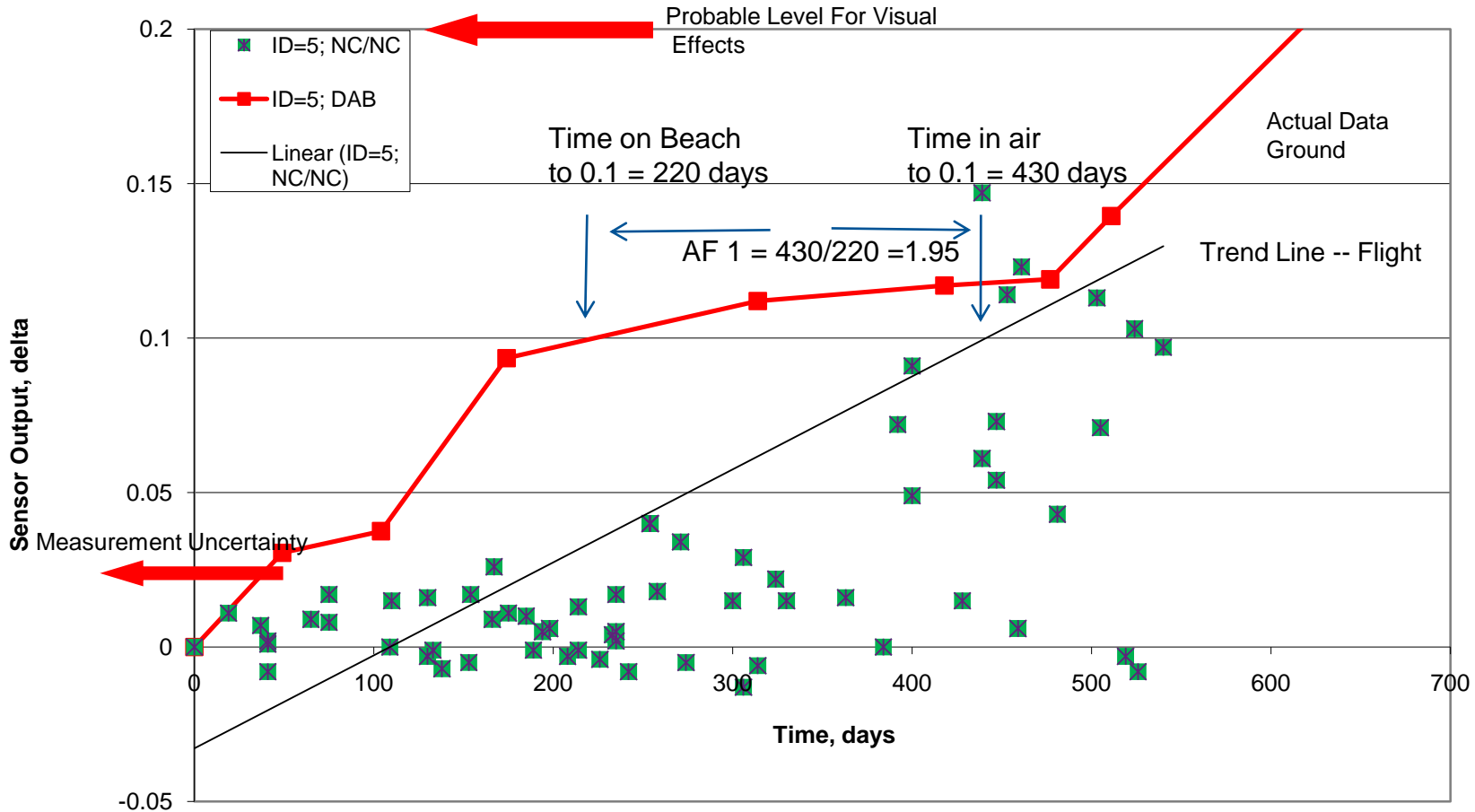
Summary of Sensor Results – Ground @ Daytona For Same Paint Systems As C130 Flight



Significance of Data

- Paint Systems Are Degrading Faster In Severe Environment of Daytona Than On OML of Aircraft
- This Provides Some Degree of Realistic Acceleration = AF 1
- Painted aluminum on ground will take much longer to visual degradation than response of sensor = AF 2

Example of Acceleration Factor For Painted and Scribed Sensor In Flight vs. Daytona Beach Exposure -- One Paint System



Analysis of Ground vs. Flight Data

- Ground is Accelerated vs Flight Per Sensor Data
 - ESI on OML is less than at Daytona for worst case basing of probably all USAF fleets
 - Analysis does not apply to sea basing
- 2024 AI Panels (Visual) React Much Slower Than Sensors = Additional Acceleration For Sensors Data
 - Acceleration Factor Even Greater
- Same Order of Performance of Paint Stackups For Both – Sensor vs.AI (Gnd) and Sensor Gnd vs Flight
- Enough Data to Define **Approximate** Acceleration Factors

Acceleration Factors Gnd vs Flight and Gnd Sensor vs Gnd 2024 AI

- Sensors By Paint Stackup; Time (days) to Reach Same Electrical Change (Delta = 0.1 V)

	» Ground	Flight	Factor	AI (Visual)	Factor
– ID=1	180	400	2.2	670	3.7
– ID=2	>600	>700	----	---	
– ID=3	120	461	3.8	>720	>6
– ID=4	170	420	2.3	710	4.1
– ID=5	170	322	1.9	680	4
– ID=6	310	461	1.1	560	1.8
– MgRP (2007)	670	> 1500		>1500	
– Cr/Cr (2007)	980	> 1500		>1500	
		»	Av= 2.3		

Acceleration Factor (Cont'd)

- Painted and Scribed 2024 AI Panels Require 2-4 Times Longer To Reach Visible Degradation Compared to Sensor Results
- Conservative Estimate = 4:1 Acceleration Factor For Severe Ground (Sensor) vs. Flight (2024 AI) For Worst Case Land Based Assets
- Significance of Sensor Results vs Painted 2024
 - Systems Deployed In 2007 Exposed to Equivalent of >10 Years On Wing of C130 and C5
 - Large Matrix Started 2009 Now Exposed to Equivalent of ~8 Years On Wing of C130 and C5

Conclusions

- Procedures and Protocols Established For Flying Multiple Painted Corrosion Sensors on OML of Aircraft
- Approximate Acceleration Factors Now Established To Estimate The Meaning of Ground Based Exposures to Current ESI Levels of Fleet Basing
- Data Are Giving Optimistic Appraisals For Long Term Corrosion Protection For The Best Non-Chrome Systems For USAF Aircraft.
- Studies Are Continuing To Define Acceleration Factors More Precisely